

Scaled data based on original data using  
LM-79-08 Approved Method: Electrical and Photometric Measurements of Solid-  
State Lighting Products

Test Report Prepared for  
Cooper Lighting Solutions  
(formerly Eaton)

Brand: INVUE

Report Number: P400819

Luminaire Tested: **ENT-SA1-760-U-SL2-HSS-XXB**

Issue Date: 5/20/2020

**Test Information**

Test Method: LM-79-08  
Report Number: P400819  
TEST IS SCALED FROM IESNA LM-79-08 TEST DATA (G1-2004-754-2)  
Test Lab: INNOVATION CENTER  
Issue Date: 5/20/2020  
Manufacturer: COOPER LIGHTING SOLUTIONS (FORMERLY EATON)  
Product Line: INVUE  
Catalog Number: ENT-SA1-760-U-SL2-HSS-XXB  
Description: ENTRI LED LUMINAIRE  
(1) 70 CRI, 5700K LIGHTSQUARE IN BATTERY OPERATION WITH 16 LEDS AND TYPE II SPILL LIGHT ELIMINATOR OPTICS WITH HOUSE SIDE SHIELD  
Light Source: -  
Ballast/Driver: ELECTRONIC DRIVER

**Summary**

Lumens per Lamp: N/A  
Luminaire Lumens: 624 lumens  
Efficiency: N/A  
Efficacy: 48.0 lumens/watt  
Luminous Opening: Rectangular (W 0.5' x L: 0.5' x H: 0')  
IES Classification: Type III - Medium - Non-Cutoff  
BUG Rating: B0 - U0 - G0

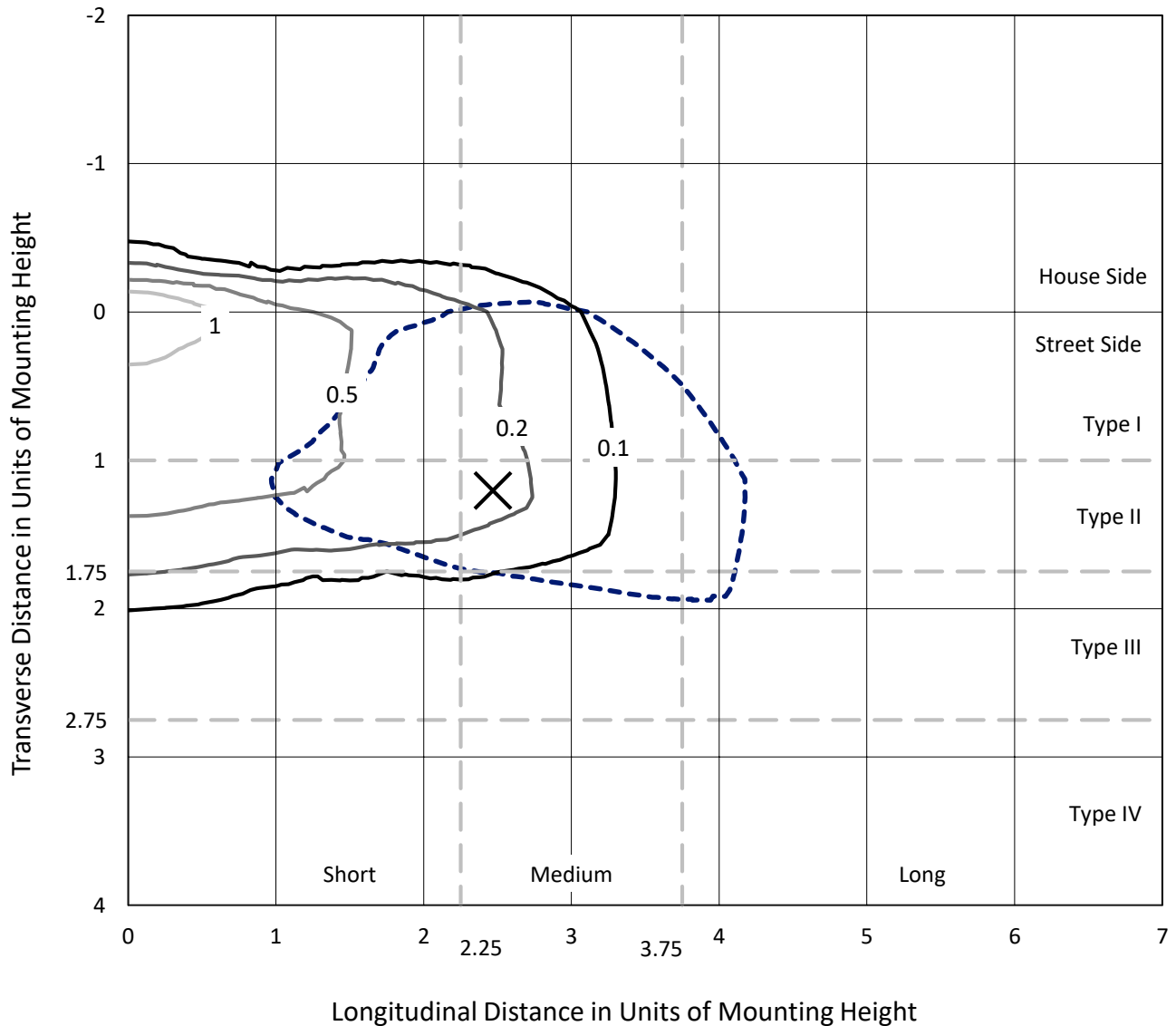
Input Watts (W): 13  
Input Voltage (V): NR  
Input Current (Ain): NR  
Voltage Rise (V): NR  
Power Factor: NR  
Total Harmonic Distortion (THDi): NR  
Frequency (hertz): 60  
Stabilization Time: NR  
Operation Time: NR  
Ambient Temperature (°C): NR  
Test Distance: 25 FT



REPORT NUMBER: P400819  
 CATALOG NUMBER: ENT-SA1-760-U-SL2-HSS-XXB

### Iso-Footcandle Lines of Horizontal Illumination

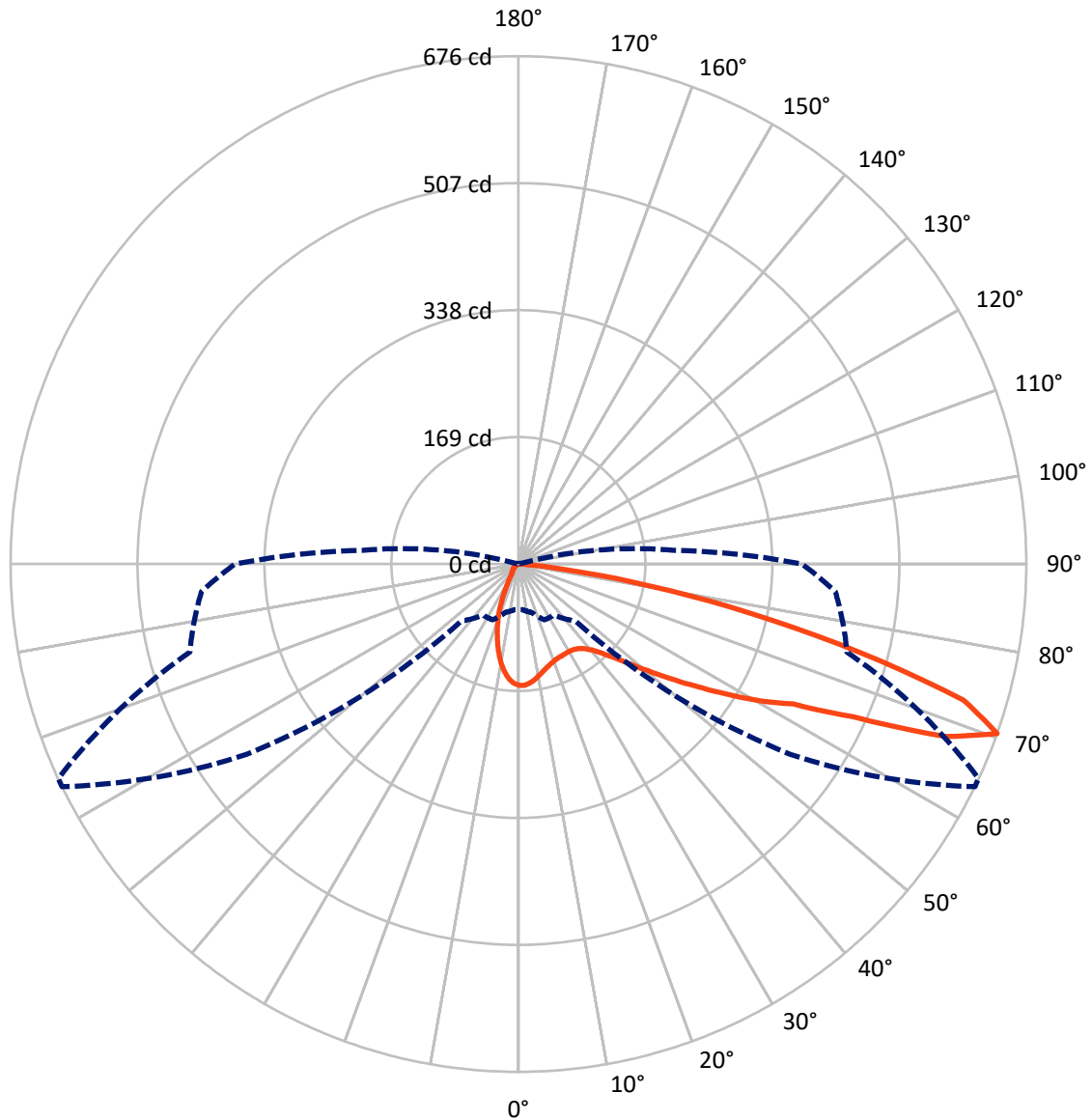
× Max cd  
 - - - 1/2 Max cd



Based on 10 foot mounting height. Maximum calculated value = 1.6 fc  
 Type III - Medium - Non-Cutoff

REPORT NUMBER: P400819  
CATALOG NUMBER: ENT-SA1-760-U-SL2-HSS-XXB

### Luminous Intensity Polar Plot



— Vertical Plane Through 64-Deg Lateral      - - - Horizontal Cone Through 70-Deg Vertical

REPORT NUMBER: P400819

CATALOG NUMBER: ENT-SA1-760-U-SL2-HSS-XXB

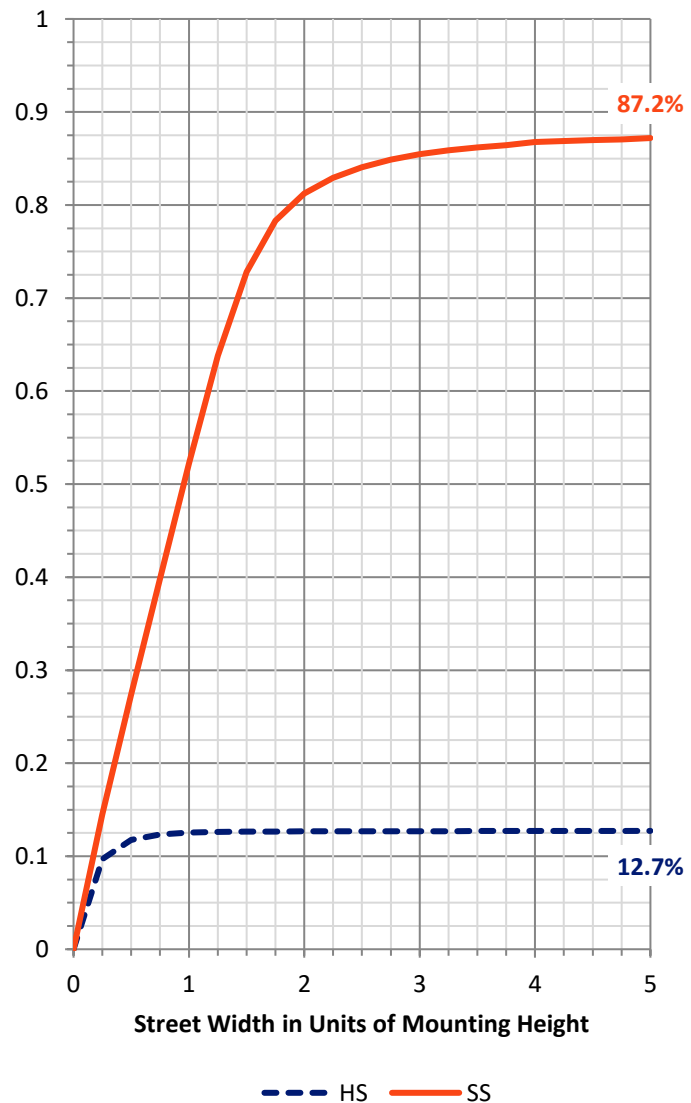
**FLUX DISTRIBUTION:**

		Downward	Upward	Total
<b>House Side</b>	Lumens	80.2	0.0	80.2
	% Fixture	12.8	0.0	12.8
<b>Street Side</b>	Lumens	543.8	0.0	543.8
	% Fixture	87.2	0.0	87.2
<b>Total</b>	Lumens	624.0	0.0	624.0
	% Fixture	100.0	0.0	100.0

**Coefficient of Utilization**

**ZONAL LUMENS:**

Zone	Lumens	% Fixture
0°-10°	13.6	2.2
10°-20°	30.2	4.8
20°-30°	41.6	6.7
30°-40°	57.3	9.2
40°-50°	85.4	13.7
50°-60°	134.9	21.6
60°-70°	152.8	24.5
70°-80°	100.4	16.1
80°-90°	7.9	1.3
90°-100°	0.0	0.0
100°-110°	0.0	0.0
110°-120°	0.0	0.0
120°-130°	0.0	0.0
130°-140°	0.0	0.0
140°-150°	0.0	0.0
150°-160°	0.0	0.0
160°-170°	0.0	0.0
170°-180°	0.0	0.0
0°-90°	624.0	100.0
0°-180°	624.0	100.0



REPORT NUMBER: P400819

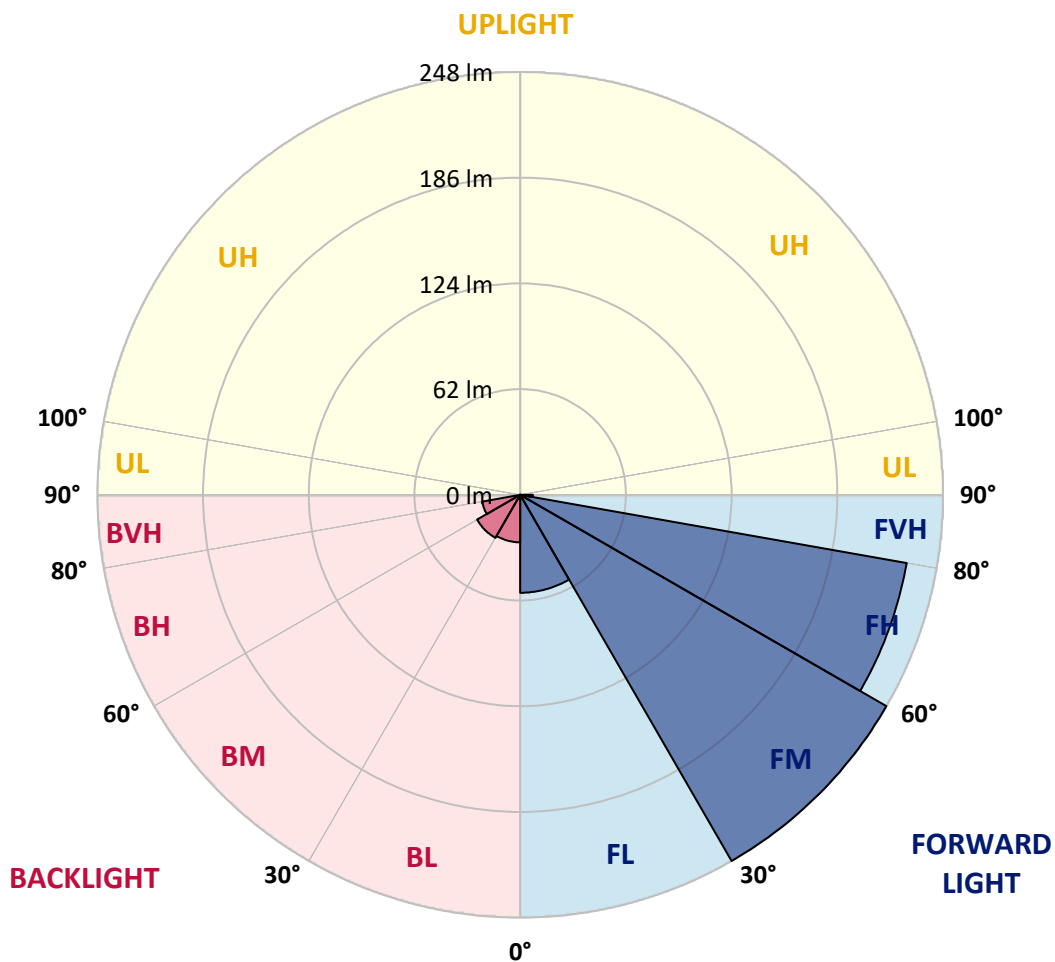
CATALOG NUMBER: ENT-SA1-760-U-SL2-HSS-XXB

**LUMINAIRE CLASSIFICATION SYSTEM LUMEN TABLE AND BUG RATING:**

Zone		Lumens	% Fixture	Zone Rating/Lumen Limit		
				B	U	G
FL	(0°-30°)	57.5	9.2			
FM	(30°-60°)	248.3	39.8			
FH	(60°-80°)	230.6	36.9			G0/660
FVH	(80°-90°)	7.4	1.2			G0/10
BL	(0°-30°)	27.9	4.5	B0/110		
BM	(30°-60°)	29.2	4.7	B0/220		
BH	(60°-80°)	22.6	3.6	B0/110		G0/110
BVH	(80°-90°)	0.4	0.1			G0/10
UL	(90°-100°)	0.0	0.0		U0/0	
UH	(100°-180°)	0.0	0.0		U0/0	

**BUG Rating: B0-U0-G0**

Type III Medium





REPORT NUMBER: P400819

CATALOG NUMBER: ENT-SA1-760-U-SL2-HSS-XXB

**CANDELA DISTRIBUTION (FULL):**

	0°	5°	15°	25°	35°	45°	55°	64°	65°	75°	85°
0°	161.5	161.5	161.5	161.5	161.5	161.5	161.5	161.5	161.5	161.5	161.5
2.5°	157.0	157.0	157.8	158.6	159.0	160.2	161.1	161.7	161.7	162.2	161.4
5°	146.6	146.6	147.3	149.1	151.1	153.6	156.5	159.3	159.9	162.0	161.9
7.5°	136.9	137.8	138.9	140.8	142.9	146.6	150.6	155.5	156.0	161.1	162.2
10°	130.3	130.8	131.5	133.5	136.6	140.9	145.2	151.0	152.0	159.6	162.2
12.5°	124.9	125.0	126.0	128.3	131.2	135.4	140.2	146.6	147.8	156.8	161.7
15°	121.0	120.9	122.0	124.2	127.1	131.4	136.1	142.8	144.1	154.5	161.6
17.5°	118.7	118.8	119.7	121.4	124.1	128.2	133.0	139.6	140.9	152.6	162.2
20°	118.7	118.7	119.3	120.1	122.1	125.8	130.5	137.3	138.6	151.4	163.0
22.5°	121.0	120.8	121.3	120.6	121.6	124.1	128.9	135.7	137.2	150.9	164.2
25°	125.2	124.8	125.1	123.7	122.6	123.7	128.0	135.1	136.6	151.0	165.3
27.5°	131.0	131.0	130.4	128.4	125.6	124.4	127.8	134.6	136.2	151.0	166.0
30°	139.1	138.8	137.8	135.9	131.6	127.5	128.9	134.6	136.2	151.1	166.2
32.5°	147.3	147.5	148.0	146.1	140.2	132.8	131.6	135.6	136.9	151.0	165.9
35°	155.5	155.6	158.0	158.2	150.8	141.2	136.1	138.3	139.1	152.1	166.1
37.5°	162.7	163.3	168.0	170.3	164.2	152.1	143.2	143.2	143.6	155.1	167.5
40°	170.9	172.3	178.0	183.1	180.7	166.0	153.6	150.4	150.7	160.4	170.4
42.5°	180.3	182.1	189.5	197.0	196.9	183.1	166.8	162.0	162.2	169.8	176.5
45°	192.3	193.5	202.9	212.2	214.2	202.0	183.4	177.0	177.2	183.9	188.2
47.5°	206.9	208.3	217.4	228.6	233.6	224.7	204.9	198.0	197.3	202.0	205.1
50°	225.9	228.7	234.1	244.8	257.0	251.1	230.1	223.2	222.3	226.1	227.0
52.5°	244.2	246.7	248.9	258.8	282.3	283.8	261.1	253.5	252.6	253.5	254.7
55°	246.9	248.3	250.0	263.4	302.9	325.4	296.3	287.3	284.8	283.1	287.2
57.5°	225.1	224.2	229.7	247.9	306.3	371.3	343.9	326.5	324.0	314.9	310.9
60°	178.2	177.0	182.2	207.1	287.2	394.2	410.0	369.8	363.9	333.4	329.4
62.5°	125.2	123.8	130.5	145.2	222.8	389.7	484.5	410.8	399.1	349.7	344.3
65°	96.5	95.8	99.4	102.7	136.0	337.5	525.5	491.0	466.7	367.5	360.6
67.5°	75.6	76.5	81.0	90.5	87.8	210.4	521.7	613.2	588.9	400.2	395.8
70°	60.8	61.0	66.6	81.9	82.8	107.1	441.7	676.4	676.1	453.0	423.8
72.5°	36.8	37.7	46.9	70.8	83.6	82.0	296.9	619.8	628.3	465.3	382.2
75°	17.7	18.7	24.3	47.5	83.1	79.8	160.7	469.2	480.2	417.2	309.9
77.5°	6.6	7.5	11.2	23.3	61.6	73.1	84.5	316.4	325.0	305.4	209.9
80°	2.1	2.4	4.4	10.6	31.3	60.4	54.4	178.4	184.2	133.7	70.6
82.5°	0.2	0.3	1.2	3.6	12.1	30.7	31.9	67.2	70.1	26.1	14.3
85°	0.0	0.0	0.0	0.0	0.2	0.2	7.9	12.8	10.5	2.5	4.2
87.5°	0.0	0.0	0.0	0.0	0.0	0.1	0.2	0.3	0.3	0.3	0.4
90°	0.0	0.0	0.0	0.0	0.0	0.0	0.0	0.0	0.0	0.0	0.0



REPORT NUMBER: P400819

CATALOG NUMBER: ENT-SA1-760-U-SL2-HSS-XXB

**CANDELA DISTRIBUTION (continued):**

	90°	95°	105°	115°	125°	135°	145°	155°	165°	175°	180°
0°	161.5	161.5	161.5	161.5	161.5	161.5	161.5	161.5	161.5	161.5	161.5
2.5°	161.3	161.3	160.5	159.3	157.8	155.6	155.1	153.3	153.3	151.9	151.7
5°	161.5	160.9	158.3	154.6	149.5	143.9	140.4	136.5	133.2	131.1	131.4
7.5°	161.5	160.1	155.1	146.8	137.2	127.5	120.2	111.6	107.7	105.0	106.2
10°	161.1	158.7	149.9	137.4	122.1	108.7	96.7	86.8	80.0	77.1	74.7
12.5°	160.1	156.6	143.4	125.6	106.1	88.6	71.9	58.9	49.9	45.4	44.9
15°	159.2	154.4	135.9	112.8	88.0	65.1	46.4	34.0	26.3	24.6	24.8
17.5°	159.0	152.3	128.6	99.2	70.3	43.3	26.8	21.6	20.5	20.1	20.0
20°	159.1	150.4	120.7	85.7	49.8	27.0	20.3	19.1	18.7	18.4	18.3
22.5°	159.6	148.4	112.9	71.5	34.0	19.8	18.1	17.3	16.8	16.5	16.4
25°	159.6	146.1	104.2	56.5	22.3	17.3	16.2	15.3	14.5	14.0	14.0
27.5°	159.2	143.4	95.3	42.9	17.7	15.5	14.3	12.9	12.0	11.4	11.4
30°	158.2	140.2	86.6	30.0	15.5	13.8	12.3	10.6	9.4	8.9	8.7
32.5°	156.8	136.8	76.6	21.1	13.9	12.1	10.3	8.6	7.5	6.8	6.8
35°	155.3	133.4	65.8	16.1	12.6	10.6	8.7	6.9	5.9	5.5	5.4
37.5°	154.5	129.8	55.3	13.9	11.3	9.1	7.0	5.6	4.8	4.5	4.4
40°	155.1	127.1	45.0	12.5	10.1	7.7	5.8	4.7	4.1	3.6	3.6
42.5°	158.3	125.5	35.2	11.4	9.0	6.5	4.8	3.8	3.2	2.9	2.9
45°	165.0	126.6	26.8	10.4	7.7	5.4	4.1	3.1	2.4	2.1	2.1
47.5°	176.2	131.0	20.3	9.5	6.6	4.4	3.3	2.4	1.9	1.6	1.5
50°	192.6	139.7	15.9	8.7	5.5	3.7	2.7	1.9	1.4	1.2	1.2
52.5°	216.2	154.7	13.6	7.7	4.5	3.1	2.2	1.4	1.1	0.9	0.9
55°	245.1	173.8	12.3	6.8	3.6	2.5	1.8	1.1	0.8	0.7	0.5
57.5°	268.6	189.0	11.5	5.9	3.1	2.2	1.3	0.9	0.7	0.4	0.4
60°	289.4	198.7	10.2	4.9	2.6	1.8	1.1	0.7	0.4	0.3	0.3
62.5°	306.2	205.1	8.4	4.0	2.2	1.4	0.9	0.5	0.4	0.3	0.3
65°	325.3	210.3	6.9	3.1	1.9	1.2	0.8	0.4	0.3	0.3	0.3
67.5°	362.7	221.8	5.2	2.4	1.4	1.0	0.7	0.4	0.3	0.2	0.2
70°	377.3	208.3	4.1	2.0	1.1	0.9	0.7	0.4	0.2	0.2	0.2
72.5°	321.1	155.9	3.2	1.6	1.0	0.8	0.7	0.4	0.3	0.3	0.2
75°	254.7	105.3	2.5	1.3	1.0	0.9	0.7	0.7	0.5	0.4	0.4
77.5°	162.6	46.6	2.0	1.1	1.0	1.1	1.0	0.7	0.7	0.5	0.5
80°	48.5	11.2	1.4	0.9	0.8	0.9	1.0	0.7	0.4	0.3	0.3
82.5°	10.5	2.6	0.9	0.4	0.5	0.4	0.7	0.7	0.4	0.3	0.3
85°	3.5	1.0	0.5	0.4	0.3	0.3	0.3	0.3	0.3	0.3	0.2
87.5°	0.2	0.3	0.3	0.2	0.2	0.2	0.2	0.1	0.1	0.2	0.2
90°	0.0	0.0	0.0	0.0	0.0	0.0	0.0	0.0	0.0	0.0	0.0

(END OF REPORT)